

2025 SUSTAINABILITY REPORT: HIGHLIGHTS

As our second sustainability report, this document builds upon our dedication to disclosure of progress towards sector-wide long-term sustainability goals. Below are some of the key results for 2023. Our approach to sustainability is centred around seven national, industry-wide commitments for salmon farming, and their associated actions and targets, which touch on the themes of: fish health, climate change, sustainable feed,

food security, food traceability, ocean health, and public reporting. This report summarizes our progress using data from January 1 to December 31, 2023 and includes data from all salmon-producing members (seven) of the Canadian Aquaculture Industry Alliance (CAIA).

For more information on CAIA's commitments, actions, and targets, visit www.lovesalmon.ca.

FISH HEALTH



Code of Practice

100% of CAIA's salmon farmers are in compliance with the Code of Practice for the Care and Handling of Farmed Salmonids **TARGET:** 100%
2023: 100% **2022:** 100%



Fish Survival

Survival rate in the ocean was **84.9**
TARGET: 90%
2023: 84.9% **2022:** 81.9%



Antibiotic Use

0.036 kg of active ingredient per tonne of live weight fish produced was used
TARGET: Continued reduction
2023: 0.036kg **2022:** 0.065kg



Sea Lice

Remedial action was required by farms in **17** instances
2023: 17 **2022:** 34

Fish Escapes

Incidents in the marine environment numbered **8** **TARGET:** Zero
2023: 8 (1,246) **2022:** 13 (110)



Sea Lice Treatments

Number number of non-medical treatments accounted for **48%** of overall treatments
2023: 48% **2022:** 70%



Minimize Interactions

7 companies are working with partners to minimize interactions between farm-raised and wild fish
2023: 7 **2022:** 5




Wild Salmon Recovery

6 companies are providing donations or in-kind support for wild salmon recovery or enhancement programs
2023: 6 **2022:** 5



CLIMATE CHANGE



Greenhouse Gas (GHG)

Intensity (metric tonnes of tCO₂e) generated per tonne of harvest weight produced was **0.64*** (expanded to include scope 1 and 2)
TARGET: 35% reduction by 2030
2023: 0.64 **2022:** 0.67

Climate Change Impacts

4 companies are implementing management practices to adapt to and mitigate the impacts of climate change
2023: 4 **2022:** 5



*6 companies reporting

2025 SUSTAINABILITY REPORT: HIGHLIGHTS

SUSTAINABLE FEED



Fish Meal and Fish Oil

Percentage of fish meal and fish oil in feed coming from certified sustainably managed compliant fisheries was **97%** **TARGET: 100%**
2023: 97% **2022: 92%**

Non-Marine Ingredients

In feed has increased to **82%*****
2023: 82% **2022: 88%**



FOOD SECURITY



Utilization Rate

Of the salmon was **89%**
TARGET: 100%
2023: 89% **2022: 96%**



Salmon Meals


Donated in Canada were **49K***
2023: 49K **2022: 153K**

Donations

To non-profit organizations and First Nations that support food security were **\$261K***
2023: 261K **2022: 1.2M**



OCEAN HEALTH

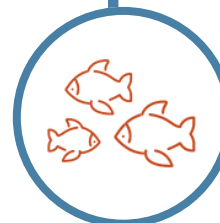


Underwater Monitoring

100% Ocean farms are equipped with underwater feed system monitoring equipment
2023: 100% **2022: 99%**

Restorative Aquaculture

1 company has made efforts to pursue restorative aquaculture, multi-species aquaculture, and/or co-production opportunities**
2023: 1 **2022: 4**



Site Remediation

Was completed on **100%** of farm sites before restocking with a new generation of fish
2023: 100% **2022: 100%**

Packaging

100% of packaging used in primary processing is reusable, recyclable, or biodegradable†
2023: 100% **2022: 86%**



*6 companies reporting. **5 companies reporting. ***4 companies reporting. †3 companies reporting.

For more information on our commitments, actions, and targets, visit lovesalmon.ca.

